





# Groundhog DAY




2015 Samantha Kelly



**log**




**bun**




**can**




Teacher: Cut apart the CVC word cards and place them in a pocket chart. Hide the two groundhogs behind two of the words. Students will come up, read a word, and remove it from the chart. Keep going until you have found both groundhogs!



**rat**



**top**



**him**



**leg**




**sub**




**ham**






**pet**



**rib**



**jog**




**gum**




**bag**




**hen**



**pig**



**cop**



**cut**









**dad**



**set**




**bib**



# Groundhog Spelling

Name: \_\_\_\_\_

Choose a Groundhog CVC card and stretch the sounds to write the words below.



A.	B.	C.
D.		E.
F.	G.	H.









1 syllable



2 syllables



3 syllables

# Syllable Sort

Sort the syllable cards into the correct groundhog's hole. Draw some of your answers below.



**1 syllable**



**2 syllables**



**3 syllables**

Visit my store for more! ☺



Thank you to these designers!



Sassy Designs  
INCORPORATED

